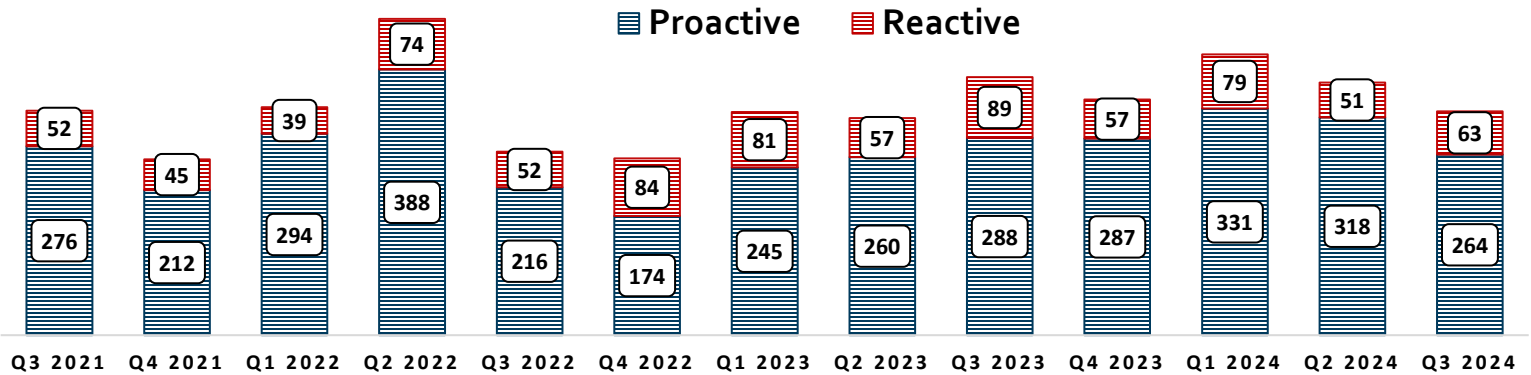



2024 YLW SAFETY OBJECTIVE: Increase compliance with regulations and airport policies through continued proactive reporting and increased training and awareness with airport staff, contractors, tenant staff, and pilots.



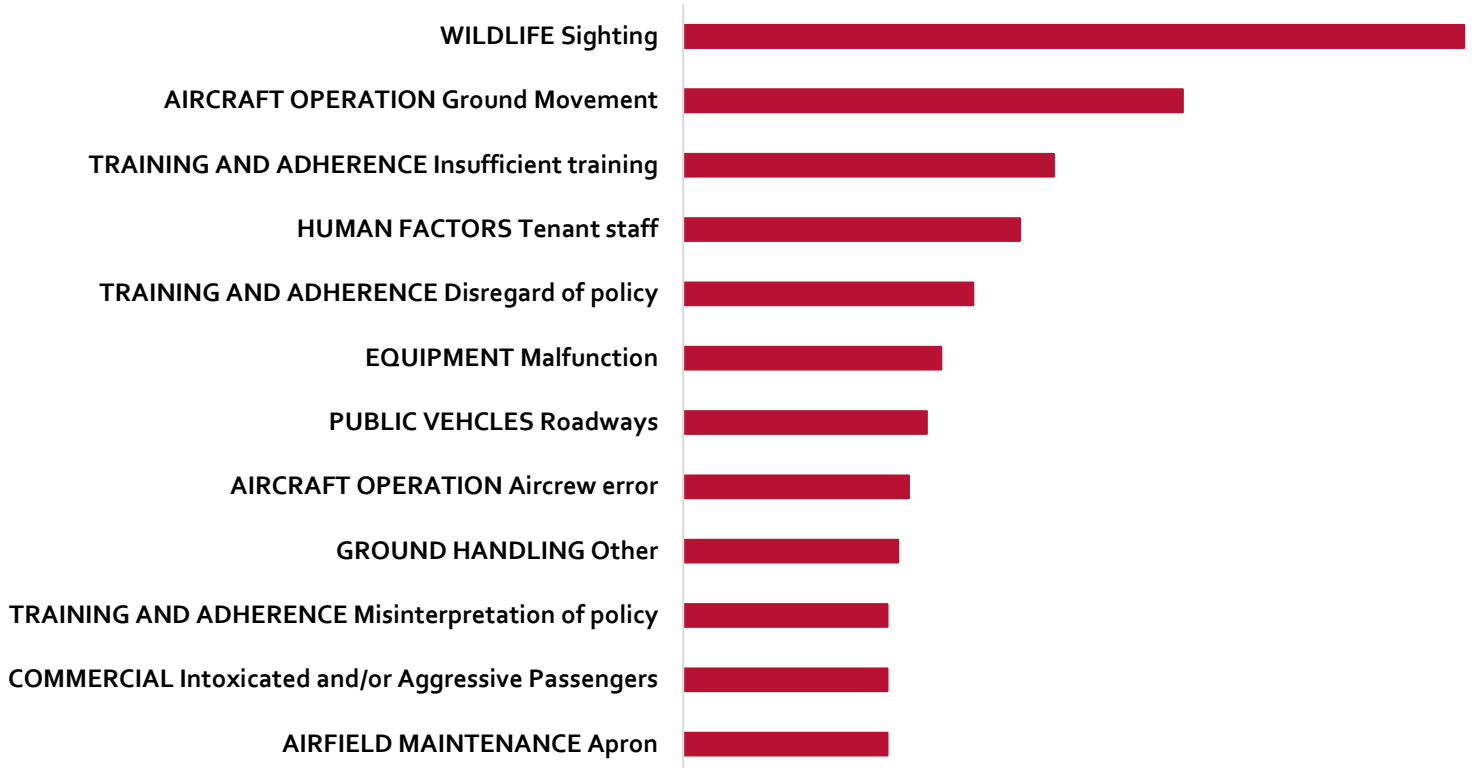
SAFETY PERFORMANCE INDICATORS (SPIs)

	YTD 2024	SPI TARGET	Q3 2024	2023
# Reports Airside	818		246	986
# Incidents Airside	134		47	188
% Incidents Airside	16% ✓	<20%	19%	19%
# Reports Training and Adherence	221		59	98
# Incidents Training and Adherence	50		18	344
% Incidents Training and Adherence	23% ✓	<30%	31%	28%
# Reports Disregard of Policy	89		18	152
# Incidents Disregard of Policy	16		6	46
% Incidents Disregard of Policy	18% ✓	<30%	33%	30%
# Reports Insufficient Training	58		23	134
# Incidents Insufficient Training	19		9	49
% Incidents Insufficient Training	33% ✓	<35%	39%	37%
# Reports Aircraft Ground Movement	72		31	98
# Incidents Aircraft Ground Movement	34		17	54
% Incidents Aircraft Ground Movement	47% ✓	<50%	55%	55%




BY LOCATION



RISK INDEX



SMS QUARTERLY MONITORING

			# Reports		Incident %	
	EQUIPMENT Operator Error	Q3 2024	14	↓	21%	↓
			2023 Avg/ Qtr: 32		2023: 37%	
	AIRCRAFT OPERATION Aircrew Error	Q3 2024	21	↑	76%	↓
			2023 Avg /Qtr: 11.5		2023: 87%	
	RUNWAY / TAXIWAY INCURSIONS	Q3 2024	18	↑		
			2023 Avg /Qtr:9.5			

For more information, contact Laura Mortensen, laura@curiosityanalysis.com